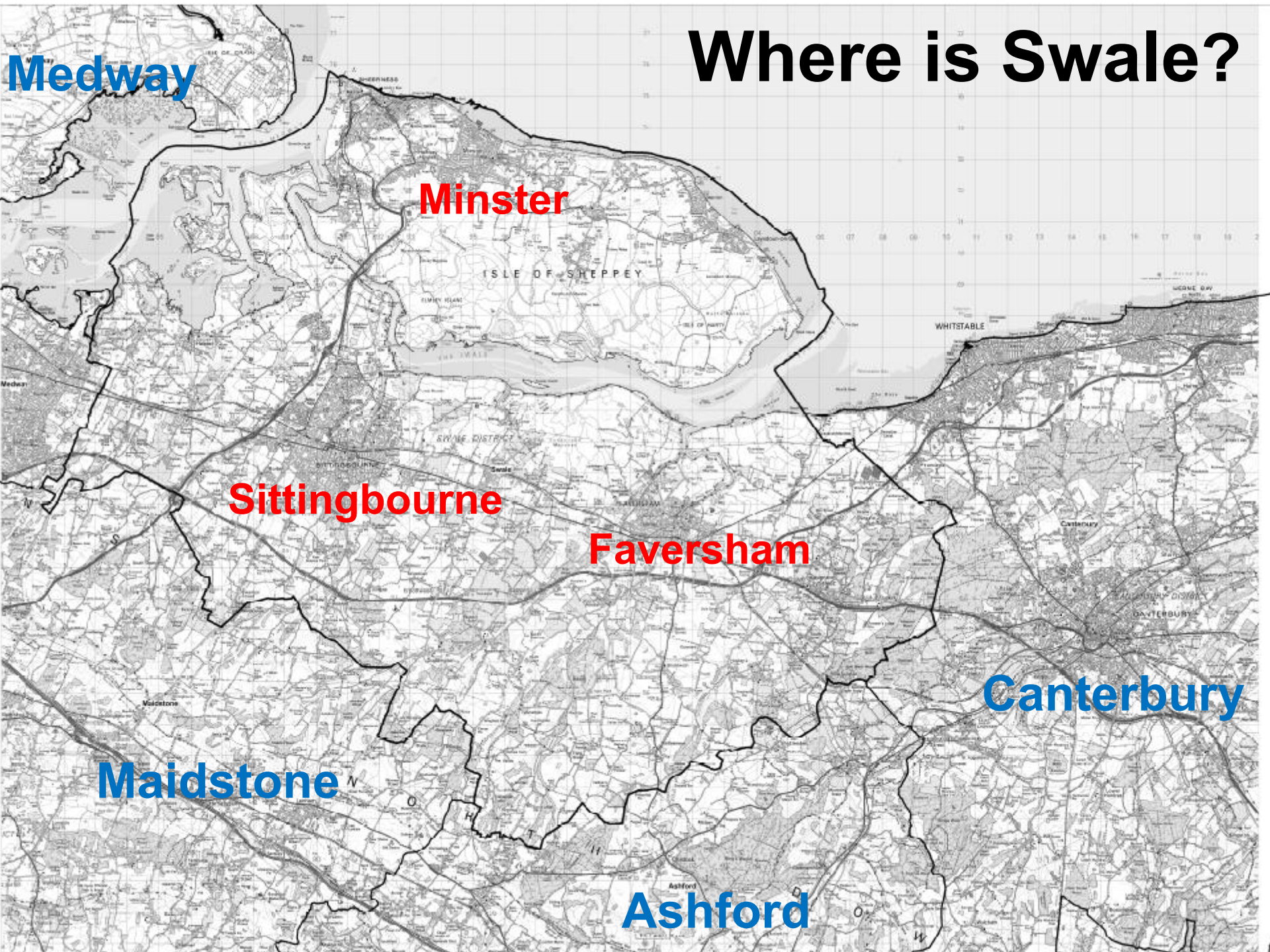


We'd like to hear your views

- The Council are starting work on a new Local Plan for the borough
- It's all about development (including housing, shopping, recreation and employment) which will happen during your lives and may have a direct impact on you
- I'm here today as we'd like to hear your views and we're asking you to complete a questionnaire



Where is Swale?



Medway

Minster

Sittingbourne

Faversham

Canterbury

Maidstone

Ashford

What is a Local Plan?

- It's a document prepared by the Council, with community consultation and approved by the Government's Planning Inspectors
- It sets out the development strategy for the area (ie where new housing and employment sites should

be) and puts planning policies in place which guide decisions on planning applications – eg what type of extension you can have on your house



Why now?

- Swale adopted a Local Plan in July 2017. It guides development in Swale up to 2031
- The Government wants local authorities to update their local plan every 5 years or so. The next Local Plan will look at how the borough will change up to 2036/7
- Due to population changes (eg people living longer and new people moving to Swale) we need to provide more sites for more housing and employment and we need to balance this with pressures on the environment

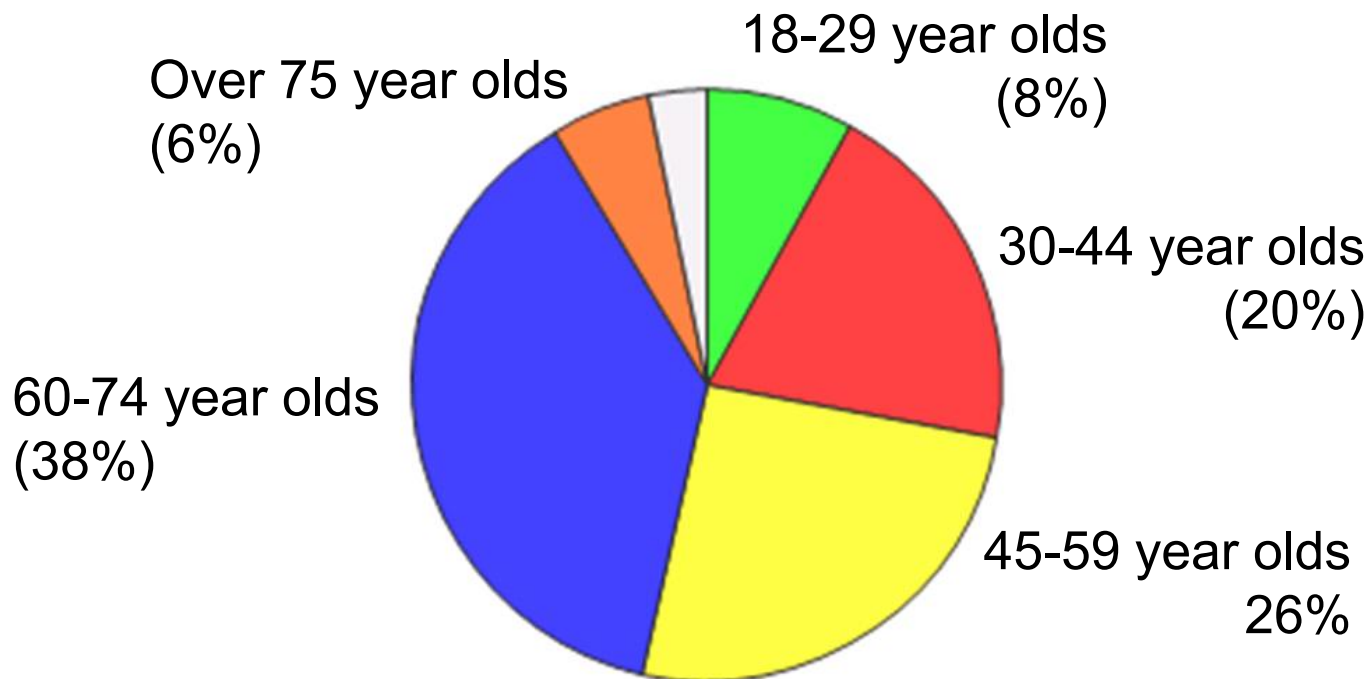


Community Consultation: *Looking Ahead*

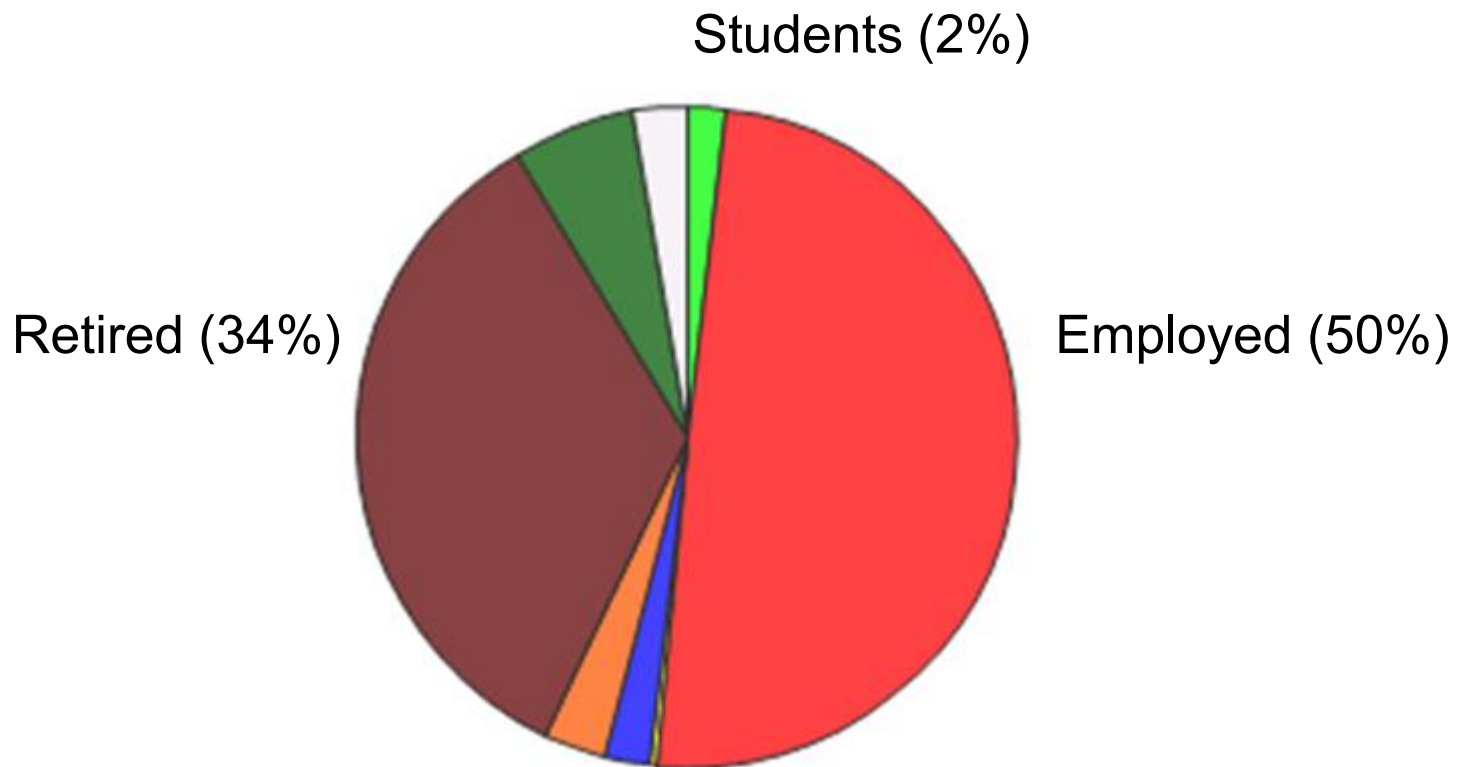
- We've recently finished a community consultation which asked questions about what the new local plan should look like eg:
 - Where should new housing and employment sites go?
 - Should we consider radical change eg brand new towns and villages or carry on making our existing towns and villages bigger?
 - How can we best look after our communities and our environment?
 - How can we improve our town centres?
 - What infrastructure (eg roads, health services, education) is most important?



We got lots of responses to our consultation.... but mostly from older people



And very few from students like you...



You might think this is dull now, but it could make a difference to you and your future!

- For instance, we want to know what the local plan can do to ensure that you and your families have good quality places to live, work and have fun and where should these be?
- If you're 15 now, you'll be 30 in 2033 and you may well have children of your own and want your own home. What sort of future do you want for you and your family?

We would love to hear your views via our Questionnaire

- We have paper copies for you to complete today
- You can do the questionnaire online – we will email the link to your teachers
- Please promote it at your schools so we get lots of responses
- It's anonymous, so you can say what you like and no one will know it's you!
- If you have any problems wondering how to answer:
 - Ask me at the end of today's session
 - Discuss the questions with your friends and teachers
 - Give our team a ring on 01795 417192 or email us at planningpolicy@swale.gov.uk
 - If you can't answer a question just leave it blank – this is not an exam, so please don't worry!
- We'd like responses back by 6th July



Thank you very much!